

Side Marker Lamps (Amber/Red)

July 2021



RVMAP™

Caravan Industry Association of Australia's RVMAP Technical Team has identified a growing trend in issues relating to side marker lamps (amber/red) not being correctly placed on various recreational vehicles.

Towable Vehicles

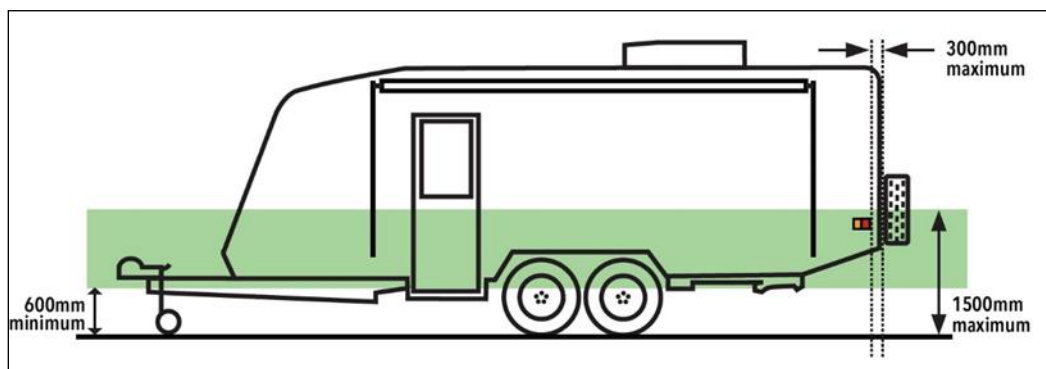
ADR 13/00 and VSB 1 state that side marker lamps (amber/red) are required to be fitted between 600mm and 1500mm height from the ground.

Arrangement A

For towable vehicles wider than 2100mm and less than 7500mm, a pair of side marker lamps is required to be fitted towards the rear of the towable vehicle. These lamps are required to be fitted not more than 300mm from the rear of the side of the towable vehicle on which the lamp is mounted, or as close as possible if 300mm cannot be achieved.

The overall width measurement includes any overhanging body structure or permanently mounted equipment (eg. awning, storage rack frame, socket outlet etc.).

The diagram below is a further illustration of the above information.



Working collaboratively with member State Associations on matters that affect the Caravan and Camping Industry



Side Marker Lamps (Amber/Red)

July 2021



RVMAP™

Arrangement C

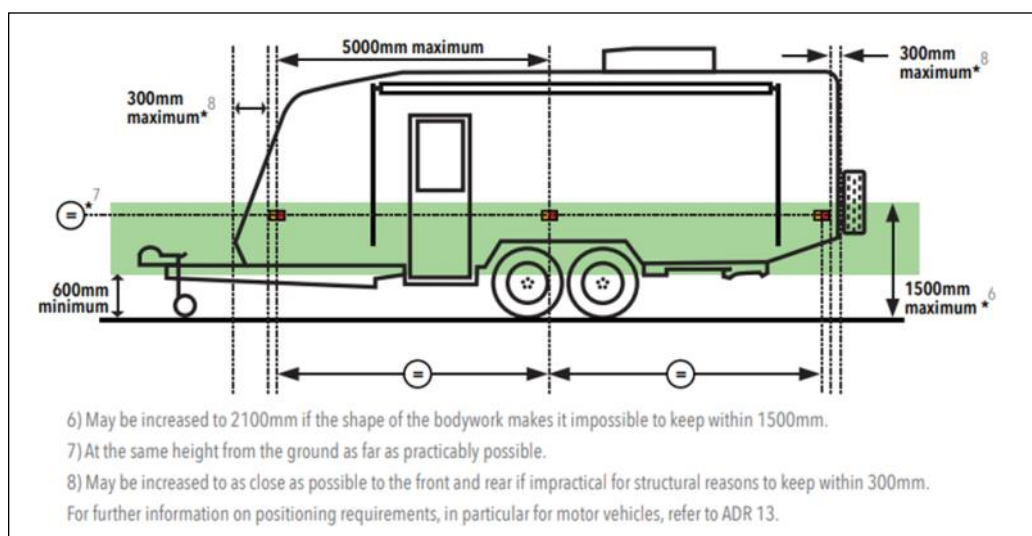
For towable vehicles wider than 2100mm and longer than 7500mm, a pair of side marker lamps are required to be fitted towards the rear of the towable vehicle, another pair towards the front and another pair midway between the front and rear side marker lamps. The frontmost side marker lamps are required to be fitted not more than 300mm from the front of the side of the towable vehicle on which the lamp is mounted, and the rearmost side marker lamps are required to be fitted not more than 300mm from the rear of the side of the towable vehicle on which the lamp is mounted, or as close as possible if 300mm cannot be achieved.

Additional pairs of lamps, equally spaced between the frontmost and the rearmost side marker lamps, are permitted provided that the distance between the centers of adjacent lamps is not more than 5000mm.

Note: The overall width and length measurement includes any overhanging body structure or permanently mounted equipment (Eg, awning, storage rack frame, socket outlet spare tyres, bike rack etc.).

In reference to VSB 1, side marker lamps are required to have a clear field of view over angles of 5° forwards and rearwards.

The diagram below is a further illustration of the above information.



Working collaboratively with member State Associations on matters that affect the Caravan and Camping Industry



Side Marker Lamps (Amber/Red)

July 2021



RVMAP™

Motorised Vehicles

ADR 13/00 state that side marker lamps (amber/red) are required to be fitted between 600mm and 1500mm height from the ground.

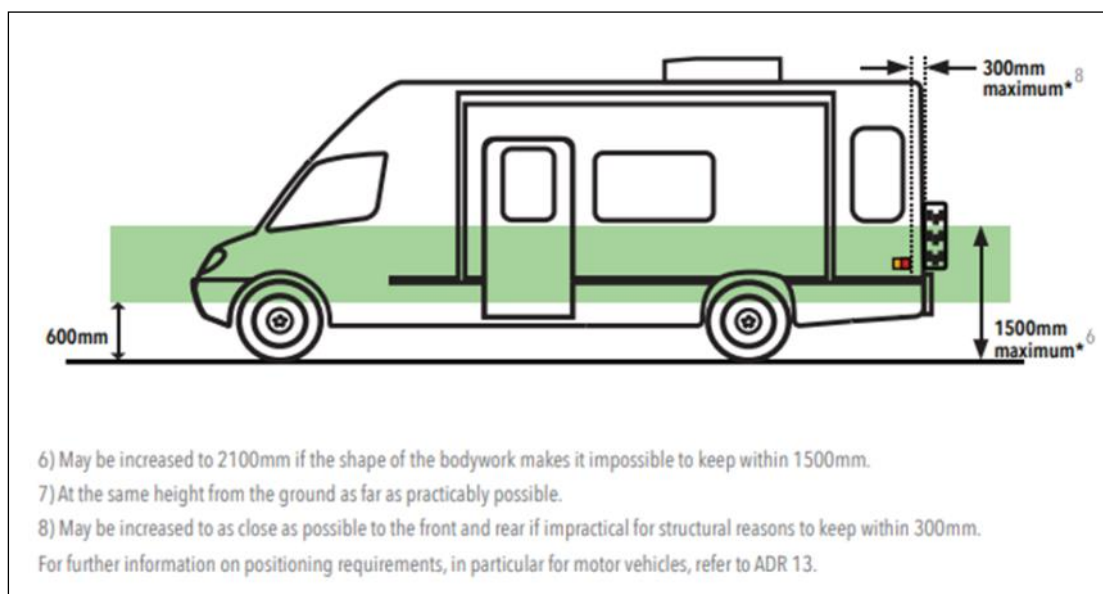
Arrangement A

For motor vehicles wider than 2100mm and longer than 7500mm, side marker lamps are required to be fitted.

A pair of side marker lamps are required to be fitted towards the rear of the vehicle. These side marker lamps are required to be fitted not more than 300mm from the rear of the side of the vehicle on which the lamp is mounted, or as close as possible if 300mm cannot be achieved.

Note: The overall width and length measurement includes any overhanging body structure or permanently mounted equipment (e.g., Awning, storage rack, frame, socket outlet, spare tyres, bike rack etc.)

The diagram below is a further illustration of the above information.



Working collaboratively with member State Associations on matters that affect the Caravan and Camping Industry



Side Marker Lamps (Amber/Red)

July 2021



RVMAP™

Problem areas to look out for include:

- Height of lamps – always measured from the ground to the top of the apparent surfaces.
- Spacing between adjacent lamps.
- Visibility - Lamp being obscured by equipment such as awning arm, roof rack arm, etc.

Recommendation:

To ensure that side marker lamps are fitted correctly, it is recommended that accredited businesses review [ADR 13](#) and [VSB 1](#) to familiarize with the requirements of side marker lamps on recreational vehicles.

Alternatively, an easy-to-read poster can be purchased from the RVMAP catalogue, Item # C-11A (*A1 Compliance Poster – Lamps and Reflectors*).

Download the current RVMAP Merchandise Catalogue and Order Form from the [RVMAP Portal](#) or by using the download buttons below:

**RVMAP MERCHANDISE
CATALOGUE**

**RVMAP MERCHANDISE
ORDER FORM**

Any questions in relation to this information can be emailed to rvm@caravanindustry.com.au



Working collaboratively with member State Associations on matters that affect the Caravan and Camping Industry

