

# RV Merchandise Order Form & Catalogue

Please email your order to [sales@caravanindustry.com.au](mailto:sales@caravanindustry.com.au) | Effective 23 March 2026

Business Name:	Contact Person:
Purchase Order Number:	Phone Number:
Standard Delivery <input type="checkbox"/>	Express Delivery (additional cost) <input type="checkbox"/>
I would like to make this my regular monthly order <input type="checkbox"/>	



Orders submitted by 1pm are usually packed the same day for pickup by our logistics partner the next business day. Metro Melbourne deliveries generally arrive within 2 - 4 business days and deliveries to capital cities within 4 - 6 business days from pickup. Regional deliveries and deliveries to WA/NT take up to 10 business days. Same day courier options and guaranteed next day delivery options within Metro Melbourne can be arranged at your own expense starting from \$60 (we will confirm cost before posting). All prices incl GST.

**If you are not an accredited business with the Caravan Industry Association of Australia or a contributor to the National Marketing and Advocacy Fund, a flat \$25 postage & packaging fee applies to all orders.**



Order Code	Product Description	Price per	Badge incl Contribution #	Badge only	Quantity
C-1A*	Accreditation Badge <b>CAMPER</b>	1	\$49.50	\$33.00	
C-1B*	Accreditation Badge <b>CARAVAN/MOTORHOME</b>	1	\$82.50	\$55.00	
C-1C*	Accreditation Badge <b>INTERNATIONAL</b>	1	\$82.50	\$55.00	
C-1D*	Accreditation Badge <b>AUSTRALIAN</b>	1	\$82.50	\$55.00	

\* These highlighted items are only available to businesses accredited under one of Caravan Industry Association of Australia's Accreditation Programs. It is a requirement of RVMAP that an RVMAP Accredited badge is fixed to the exterior - beside the door - of every vehicle manufactured.

# Contribution towards a cooperative fund that aims to support the sustainability of the greater industry.

Order Code	Product Description	Price per	RVMAP Price	Non-RVMAP Price	Quantity
C-2R*	RVSA Vehicle (VIN) Plate – RVMAP	50	\$189.00	n/a	
		10	\$50.00	n/a	
C-2RG	RVSA Vehicle (VIN) Plate – Generic	50	\$189.00	\$209.00	
		10	\$50.00	\$55.00	
C-3	Caravan Industry Association of Australia Owner's Handbook	50	\$250.00	\$275.00	
		1	\$5.50	\$6.00	
C-4	Safety advice to user sticker	50	\$32.00	\$35.00	
C-5A	Gas Appliance Information Label: "Close appliance valves before opening..."	50	\$28.00	\$31.00	
C-5B	Ventilation/Space Heating Warning Label : "Warning - Ensure ventilation when the cooker..."	50	\$18.00	\$20.00	

# RV Merchandise Order Form & Catalogue

Please email your order to [sales@caravanindustry.com.au](mailto:sales@caravanindustry.com.au) | Effective 23 March 2026

Order Code	Product Description	Price per	RVMAP Price	Non-RVMAP Price	Quantity
C-5C	Combustible Material Warning Label : “When operating this appliance, combustible..”	50	\$18.00	\$20.00	
C-5D	Ventilation Warning Label: “Warning - This vent must remain permanently open..”	50	\$18.00	\$20.00	
C-5E	Combustible Cooktop Warning Label : “Warning - Lift lid before operating cooker...”	50	\$18.00	\$20.00	
C-5F	Gas Cylinder Compartment Warning Label : “Warning - Only cylinders and their...”	50	\$36.00	\$40.00	
C-5G	National Gas Compliance Plate	50	\$210.00	\$230.00	
		10	\$50.00	\$55.00	
C-5H	Annex Warning Label	50	\$35.00	\$38.50	
C-6	Gas Storage Reflective Plate	50	\$150.00	\$165.00	
		10	\$45.00	\$50.00	
C-6S	Gas Storage Reflective Label	50	\$135.00	\$148.50	
		10	\$38.00	\$42.00	
C-7	Gas Cylinder Information Plate	50	\$175.00	\$190.00	
		10	\$40.00	\$45.00	
C-9	Key to Ratings & Masses Label	50	\$70.00	\$77.00	
C-10	Wheel Nut Warning Label	50	\$35.00	\$40.00	
C-11A	Compliance Poster (A1) – Lamps and Reflectors	1	free	\$28.00	
C-11BR	Compliance Poster (A1) – RVSA Vehicle (VIN) Plate Information	1	free	\$28.00	
C-11C	Compliance Poster (A1) – Small Camper Trailers	1	free	\$28.00	
C-11D	Compliance Poster (A1) – Motorised Recreational Vehicles	1	free	\$28.00	
C-12A	Compliance Checklist Tear-off Notepad (A4) - Lamps and Reflectors (Red and Amber Side Marker Lamps)	1	free	\$9.00	
C-12B	Compliance Checklist Tear-off Notepad (A4) - Lamps and Reflectors (Amber Side Marker Lamps)	1	free	\$9.00	



# RV Merchandise Order Form & Catalogue

Please email your order to [sales@caravanindustry.com.au](mailto:sales@caravanindustry.com.au) | Effective 23 March 2026

## C-1A/B/C/D: Accreditation Badges \*



C-1A: 3D chrome badge: 108 x 42 mm



C-1B: 3D chrome badge: 108 x 42 mm



C-1C: 3D chrome badge: 108 x 42 mm



C-1D: 3D chrome badge: 108 x 42 mm

RVMAP Accredited Businesses are required to affix an “RVMAP Accreditation Badge” to the exterior of EVERY Recreational Vehicle supplied or produced.

The Accreditation Badge must be affixed in a prominent external position next to the opening of the entrance door. The badge must be fitted within 200mm of the door edge and in line with the door handle (or above or below the grab handle, if one is fitted).

Accreditation Badge ‘RVMAP MANUFACTURER: *as long as stock lasts*

## C-2R: RVSA Vehicle (VIN) Plate – RVMAP \*

VEHICLE MAKE:	MODEL:	TYRE & RIM INFORMATION
APPROVAL NO.:	VARIANT:	RIM SIZE & PROFILE:
DATE OF MANUFACTURE:	VIN:	TYRE SIZE:
RATINGS & MASSES		TYRE LOAD RATING:
TARE MASS: kg	COUPLING LOAD AT TARE MASS: kg	TYRE SPEED RATING:
GTM: kg	LOAD CAPACITY: kg	COLD INFLATION PRESSURE:
ATM: kg	TRAILER GROSS AXLE LOAD RATING (TGALR): kg	RECOMMENDED TYRE PRESSURE:

NOTE: ALL INFORMATION AS DETERMINED AT TIME OF ORIGINAL MANUFACTURE. VERSION: 01-2020/REVISED 01-21

Metal plate size: 238 x 68 mm

Vehicle (VIN) plate which meets the requirements of a Secure Vehicle Identifier (SVI), required to be placed on each completed trailer supplied under a Road Vehicle Standards Act (RVSA) approval. The plate provides additional technical information to assist owners in enjoying safe and legal travels and covers all the legal and RVMAP requirements.

**This carries the RVMAP logo and is for RVMAP businesses only.**

## C-2RG: RVSA Vehicle (VIN) Plate – Generic


VEHICLE MAKE:	MODEL:	TYRE & RIM INFORMATION
APPROVAL NO.:	VARIANT:	RIM SIZE & PROFILE:
DATE OF MANUFACTURE:	VIN:	TYRE SIZE:
RATINGS & MASSES		TYRE LOAD RATING:
TARE MASS: kg	COUPLING LOAD AT TARE MASS: kg	TYRE SPEED RATING:
GTM: kg	LOAD CAPACITY: kg	COLD INFLATION PRESSURE:
ATM: kg	TRAILER GROSS AXLE LOAD RATING (TGALR): kg	RECOMMENDED TYRE PRESSURE:

NOTE: ALL INFORMATION AS DETERMINED AT TIME OF ORIGINAL MANUFACTURE. VERSION: 01-2020/REVISED 01-21

Metal plate size: 238 x 68 mm

Vehicle (VIN) plate which meets the requirements of a Secure Vehicle Identifier (SVI), required to be placed on each completed trailer supplied under a Road Vehicle Standards Act (RVSA) approval. The plate provides additional technical information to assist owners in enjoying safe and legal travels and covers all the legal requirements.

## C-3: Caravan Industry Association of Australia Owner’s Handbook



Size: A5 Booklet

It is a requirement that all RVMAP Businesses provide an Owners Handbook with every vehicle. Caravan Industry Association of Australia’s handbook is full of useful information about owning an RV.

## C-4: Safety advice to user Label

<b>SAFETY ADVICE TO USERS</b>
<b>VENTILATION</b> Do not obstruct the continuous ventilation openings which are fitted, your safety depends on this.
<b>IN CASE OF FIRE</b> 1. Get out - Stay out! 2. Call 000 (Fire, Police, Ambulance) 3. Do not use the gas or electricity 4. Disconnect the RV's electricity supply if connected 5. Attack the fire early - if able to do so
<b>FIRE PRECAUTIONS</b> <b>CHILDREN:</b> DO NOT LEAVE CHILDREN UNSUPERVISED IN A RECREATIONAL VEHICLE <b>MEANS OF ESCAPE</b> 1. Make sure you know the location and operation of exits. 2. Keep all escape routes clear. 3. Identify alternate emergency exits. <b>COMBUSTIBLE MATERIALS</b> Keep them clear of all heating and cooking appliances. <b>FIRE FIGHTING</b> This unit has been fitted with a fire extinguisher. For extinguisher, handbook provided with the location and the instructions for use should refer to extinguisher, and the use the appropriate extinguisher. Check the pressure gauge and expiry date on your fire extinguisher regularly.

Label size: 120 x 195 mm

Red & black printed on white vinyl sticker.

Must be fitted prominently in all RVs fitted with LP gas.

# RV Merchandise Order Form & Catalogue

Please email your order to [sales@caravanindustry.com.au](mailto:sales@caravanindustry.com.au) | Effective 23 March 2026

## C-5A: Gas Appliance Information Label

Close appliance valves before opening cylinder valve.  
Check connections at the appliances, regulators, hoses and cylinders periodically for leaks with soapy water or its equivalent. NOTE: This should be done at least annually.  
Never use a match or flame when checking leaks.  
Close cylinder valve when appliances are not in use or whilst refuelling is in progress.  
Never use cooking appliances for comfort heating.  
In the event of fire, immediately close cylinder valve if safe to do so.  
Ensure valve is closed and fit gassight sealing plug to all spare cylinders not connected, whether full or empty.  
All additions or alterations to the LP Gas system shall be performed by an authorised person (consult your LP Gas supplier). NOTE: Appliances should not be altered without the authorisation of the manufacturer.  
All permanent ventilators, flues and vents shall be checked regularly to ensure that they are clear, open and unobstructed.  
In the event of an accidental gas leak, close cylinder valve and ventilate the area using a safe method until the air is clear.  
Gas or carbon monoxide detection systems shall be maintained to the manufacturer's recommendations.  
NOTE: Persons should familiarise themselves with the odour of unburnt LP Gas to assist in the early detection of leaks.

Label size: 180 x 130 mm

Red printed on white vinyl sticker.

For AS/NZS 5601.2 compliance, this sticker must be fitted in a prominent place near the cooker (or other gas appliances) in all Recreational Vehicles, including camper trailers with outside stoves.

## C-5B: Ventilation/Space Heating Warning Label

**WARNING**  
Ensure ventilation when the  
cooker is in use.  
**Do not use for space heating.**

Label size: 90 x 30 mm

Red printed on white vinyl sticker.

For AS/NZS 5601.2 compliance, this sticker must be fitted in a prominent place near the cooker in all Recreational Vehicles, including camper trailers with outside stoves.

## C-5C: Combustible Material Warning Label

**WARNING:**  
WHEN OPERATING THIS APPLIANCE,  
COMBUSTIBLE MATERIALS SHALL BE  
RESTRAINED IN THEIR INTENDED  
POSITION AND ANY POP-UP TYPE  
ROOF SHALL BE ELEVATED.

Label size: 113 x 42 mm

Red printed on white vinyl sticker.

For AS/NZS 5601.2 compliance, this sticker must be fitted in a prominent place near the cooker (or other gas appliances) in all Recreational Vehicles, including camper trailers with outside stoves.

## C-5D: Ventilation Warning Label

**WARNING**  
This vent must remain  
permanently open, clean and  
unrestricted to provide  
ventilation when gas  
appliances are in use.

Label size: 113 x 42 mm

Red printed on white vinyl sticker.

For AS/NZS 5601.2 compliance, this sticker must be fitted in a prominent place near each upper and lower vent.

## C-5E: Combustible Cooktop Warning Label

**WARNING**  
Lift lid before operating cooker.  
Leave open until area cools.

Label size: 105 x 28 mm

Red printed on white vinyl sticker.

As a requirement of Energy Safe Vic:  
(1) where a timber benchtop lid over a cooking range has been installed recessed into kitchen cabinets; and  
(2) there is no inter-locking device on the cooking appliance that meets the approval of Gas Appliance and Gas Installation Committees.

This sticker must be fitted on the rear wall directly behind the timber benchtop lid.

## C-5F: Gas Cylinder Compartment Warning Label

**WARNING:**  
ONLY CYLINDERS AND THEIR ASSOCIATED  
EQUIPMENT ARE PERMITTED IN THE  
CYLINDER COMPARTMENT.  
ELECTRICAL EQUIPMENT, BATTERIES OR IGNITION  
SOURCES MUST NOT BE INSTALLED IN THE  
CYLINDER (AND/OR STORAGE) COMPARTMENT.

Label size: 295 x 110 mm

Red printed on white vinyl sticker.

This sticker must be located in the cylinder (and/or storage) compartment in accordance with AS/NZS 5601.2 – Clauses 3.3.1 & 3.3.2.

## C-5G: National Gas Compliance Plate

Gas Installations - AS/NZS 5601.2  
Gas Compliance Plate  
Jurisdiction:  
ACT  NSW  NT  QLD  SA  TAS  VIC  WA  NZ   
Type of Installation: New Installation  Alteration-Addition   
VIN/HIN No:   
Gas Compliance Certificate No or Approval No:   
Date of Test:  Tested By:   
(Contractor Licence No)  
This plate shall not be removed once attached.

Metal plate size: 190mm x 90mm

Aluminium plate with black print.

For AS/NZS 5601.2 compliance, this plate must be securely affixed in a clearly visible location close to the gas cylinder(s).

# RV Merchandise Order Form & Catalogue

Please email your order to [sales@caravanindustry.com.au](mailto:sales@caravanindustry.com.au) | Effective 23 March 2026

## C-5H: Annex Warning Label



Label size: 175mm x 35mm

Black printed on white label. Suitable for internal or external use.

This label must be located on or adjacent to the entry door of a Recreational Vehicle in accordance with AS/NZS 5601.2 – Clause 6.15.

## C-6: Gas Storage Reflective Plate



Metal plate size: 150 x 50 mm

Metal plate printed on reflective aluminium plate.

For AS/NZS 5601.2 compliance, this reflective plate must be fitted on the outside of the gas cylinder compartment or door when cylinders are fitted inside. Must also be fitted where cylinders are covered by a cowl or other appendage.

## C-6S: Gas Storage Reflective Label



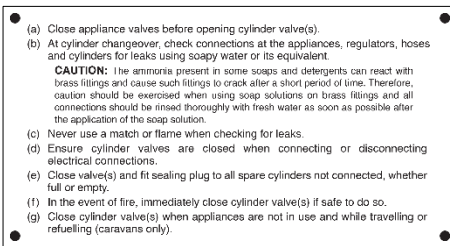
Label size: 150 x 50 mm

Reflective vinyl sticker.

Where materials are inappropriate for the mounting of the C-6 metal plate, this reflective sticker may be used as an alternative.

For AS/NZS 5601.2 compliance, this reflective sticker must be fitted on the outside of the gas cylinder compartment or door when cylinders are fitted inside. Must also be fitted where cylinders are covered by a cowl or other appendage.

## C-7: Gas Cylinder Information Plate



Metal plate size: 132mm x 70mm

Aluminium plate with black print.

For AS/NZS 5601.2 compliance, this plate must be affixed in a prominent place close to the gas cylinder(s).

Note: where gas cylinders are located internally within a gas cylinder compartment, the C-5A sticker may be a suitable alternative.

## C-9: Key to Ratings & Masses Label



Label size: A4

This information sticker should be located in a conspicuous position (e.g. in the front/tunnel boot) and close to the Vehicle (VIN) plate. The sticker provides clear explanations for definitions and terminology about ratings and masses such as:

- Tare Mass;
- Ratings such as ATM, GTM, GVM, GCM and Towing Capacity;
- Load Carrying Capacity (capacity, storage areas and loading, after-market accessories etc.); and
- Coupling Mass (Tow Ball Load).

## C-10: Wheel Nut Warning Label




Label size: 100 x 30 mm

Red & black printed on white vinyl sticker.

Designed to be affixed to the exterior of a Recreational Vehicle on (or adjacent to) the wheel guard to remind the user to periodically check their wheel nuts/ studs are tightened appropriately.

## C-11A: Compliance Poster (A1) – Lamps and Reflectors



Poster size: A1

Developed in consultation with Vehicle Safety Standards (VSS) these educational compliance posters are designed to aid industry businesses in understanding the regulations and more importantly how they apply to Recreational Vehicles. The Lamps and Reflectors compliance poster focuses on dimensions and lamp/reflector heights and spacing relevant to Towable Recreational Vehicles.

# RV Merchandise Order Form & Catalogue

Please email your order to [sales@caravanindustry.com.au](mailto:sales@caravanindustry.com.au) | Effective 23 March 2026

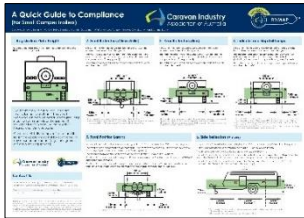
## C-11BR: Compliance Poster (A1) – RVSA Vehicle (VIN) Plate Information



Poster size: A1

Developed in consultation with Vehicle Safety Standards (VSS) these educational compliance posters are designed to aid industry businesses in understanding the regulations and more importantly how they apply to Recreational Vehicles. The RVSA Vehicle (VIN) Plate compliance poster focuses on the requirements for correctly filling out the Vehicle (VIN) Plate and Tyre Placard when operating under the RVSA.


## C-11C: Compliance Poster (A1) – Small Camper Trailers



Poster size: A1

Developed in consultation with Vehicle Safety Standards (VSS) these educational compliance posters are designed to aid industry businesses in understanding the regulations and more importantly how they apply to Recreational Vehicles. The Small Camper Trailer compliance poster focuses on dimensions and lamp/reflector heights and spacing relevant to Towable Recreational Vehicles less than 2.1m overall width and less than 6m overall length (including mounted components and equipment). Note: for vehicles exceeding these dimensions please refer to C-11-A – A1 Compliance poster - Lamps and Reflectors.

## C-11D: Compliance Poster (A1) – Motorised Recreational Vehicles



Poster size: A1

Developed in consultation with Vehicle Safety Standards (VSS) these educational compliance posters are designed to aid industry businesses in understanding the regulations and more importantly how they apply to Recreational Vehicles. The Motorised Recreation Vehicle compliance poster focuses on dimensions and lamp/reflector heights and spacing.

## C-12A: Compliance Checklist Tear-off Notepad (A4) - Lamps and Reflectors (Red and Amber Side Marker Lamps)



Size: A4

The compliance checklist tear-off notepads are designed to be used in conjunction with the A1 Compliance Posters (C-11A) and can be used as part of a business's final product inspection or quality assurance processes.

## C-12B: Compliance Checklist Tear-off Notepad (A4) - Lamps and Reflectors (Amber Side Marker Lamps)



Size: A4

The compliance checklist tear-off notepads are designed to be used in conjunction with the A1 Compliance Posters (C-11A) and can be used as part of a business's final product inspection or quality assurance processes.



**Caravan Industry**  
Association of Australia